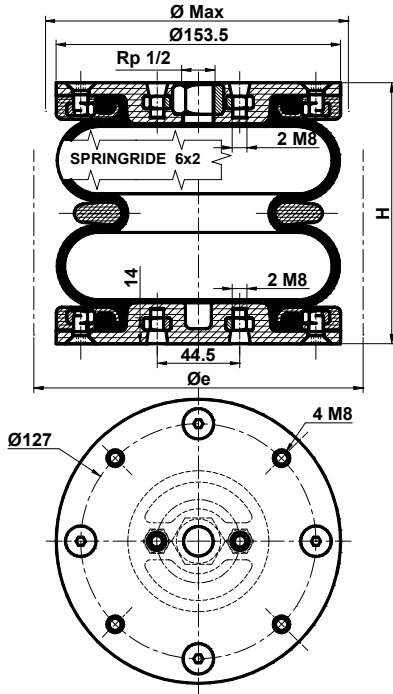


BELLOWS 6" x 2 COMPOSITE



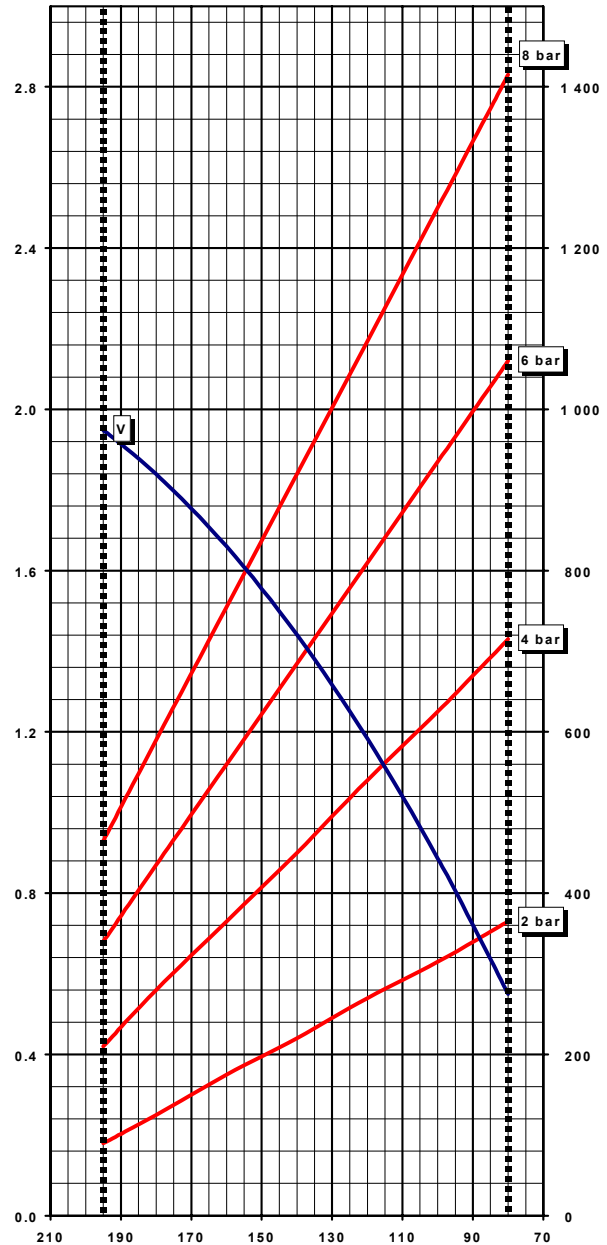
ASSEMBLED WITH 2x4 SCREWS Fhc/90 M8x125 LENGTH 15mm
FASTENING TORQUE 12 Nm

Heights (mm) (H)			Stroke (mm)
Maximum	Minimum	Design	
195	80	140	115
Diameters (mm)			Weight (kg)
\varnothing MAX	Overall		
175	190		1.3

Rubber Bellow	Features	Part Numbers
Standard	-Rubber Only	SP 543
-40 to 70°C	-Assembled Bellows	SP1646
Butyl	-Rubber Only	SP1348
-25 to 90°C	-Assembled Bellows	SP1629
Epichlore	-Rubber Only	SP2582
-20 to 115°C	-Assembled Bellows	SP2583

VOLUME V (dm³) at 6 bar

LOAD (daN)



HEIGHT (mm)

- Indicative value of force required to reach minimum height at atmospheric pressure : 26 daN

- Maximum pressure : 8 bar

- The datas presented on this document are liable to evolution and don't constitute a commitment from DUNLOP AIRSPRINGS (see page 5-7).

BELLOWS 6" x 2 COMPOSITE

FOR USE AS A PNEUMATIC ACTUATOR

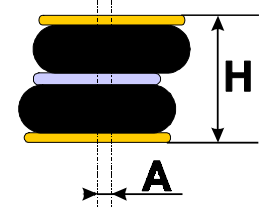
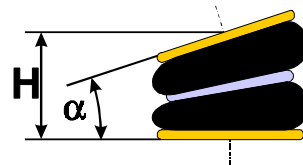
CHARACTERISTICS IN STATIC CONDITION				
HEIGHT (mm)	LOAD (daN)			
	Pressure 2 bar	Pressure 4 bar	Pressure 6 bar	Pressure 8 bar
80	365	715	1060	1415
100	315	625	935	1250
120	270	540	810	1085
140	220	450	685	920
160	175	365	560	755
180	125	280	435	590
195	90	210	340	465

ANGULAR CAPABILITY

Maximum (α)	For H between	
	H mini (mm)	H maxi (mm)
10°	95	160
15°	100	155
20°	110	150
25°	115	140

OUT OF ALIGNMENT

Maximum (A) (mm)	For H between	
	H mini (mm)	H maxi (mm)
10	115	170
20	130	160



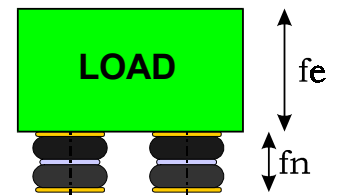
- Airsprings must not be pressurised unless they are restricted by an outside frame or by a suitable load.
- Strokes must be limited by the direct use of bump stops or external stops.
- When stacking airsprings, special cares must be taken to ensure the airsprings are guided and fixed.
- An Airspring is a single acting air actuator and must not be used below atmospheric pressure.
- Please check the over-pressure in case of quick compression.
- The datas presented on this document are liable to evolution and don't constitute a commitment from DUNLOP AIRSPRINGS (see page 5-7).

FOR USE AS AN ISOLATOR

DYNAMIC CHARACTERISTICS AT H= 160 mm *				
	Pressure 2 bar	Pressure 4 bar	Pressure 6 bar	Pressure 8 bar
LOAD (daN)	175	365	560	
VOLUME (dm³)	1.55	1.61	1.66	
STIFFNESS (daN/cm)	44.1	79.4	114.0	
NATURAL FREQUENCY (Hz)	2.51	2.33	2.25	
ISOLATION RATE at 10 Hz	93.3%	94.3%	94.7%	

- Isolation rate is given by the formula :

$$I = 1 - \frac{1}{\left(\frac{f_e}{f_n}\right)^2 - 1}$$



fe = Exciting frequency (Hz)
fn = Airspring natural frequency (Hz)

* Recommended height for better isolation.