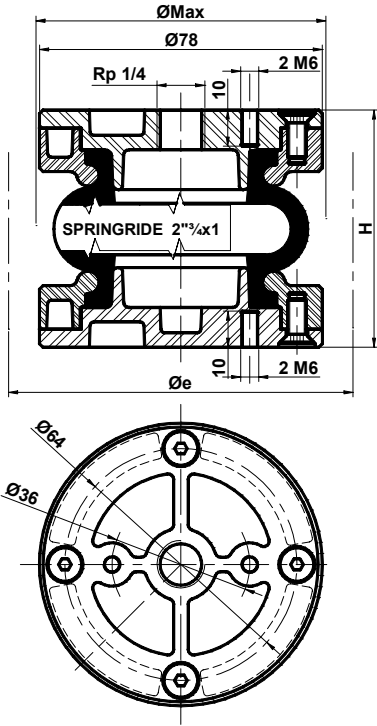


# BELLOWS 2<sup>3</sup>/<sub>4</sub>" x 1 ALUMINIUM

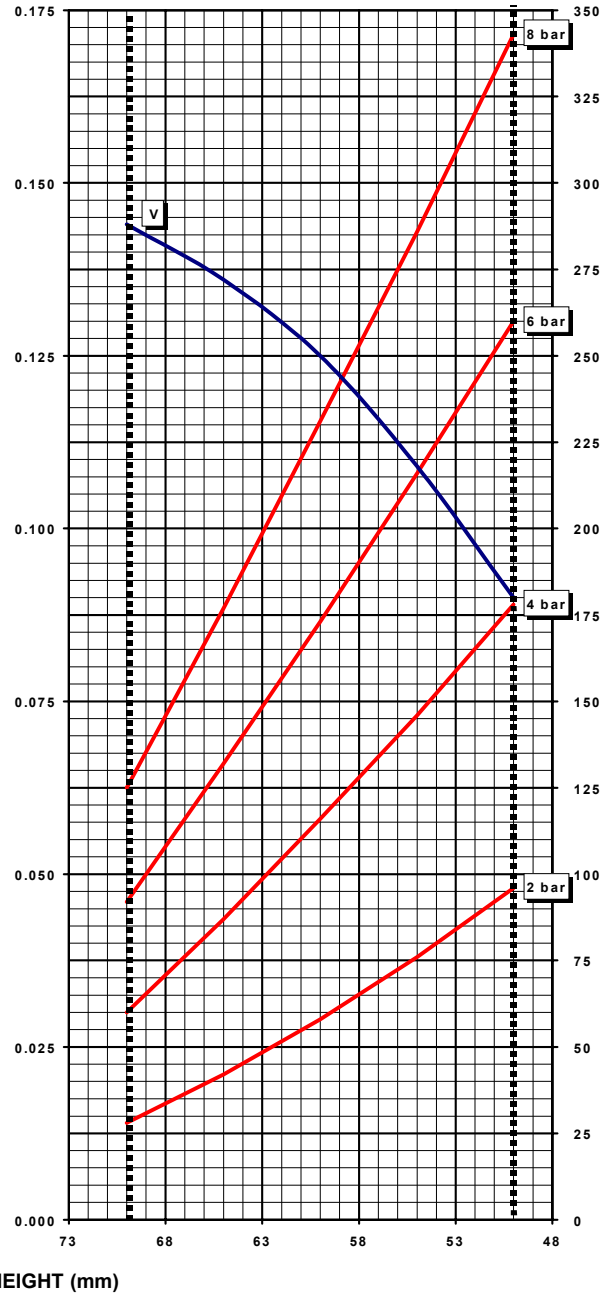


ASSEMBLED WITH 2x4 SCREWS F HC M5 - 12.  
FASTENING TORQUE 5 Nm

Heights (mm) (H)			Stroke (mm)
Maximum	Minimum	Design	
70	50	60	20
Diameters (mm)			Weight (kg)
Ø MAX	Overall		
80	95		0.35

Rubber Bellow	Features	Part Numbers
<b>Standard</b>	-Rubber Only	SP2714
-40 to 70°C	-Assembled Bellows	SP2906

VOLUME V (dm³) at 6 bar LOAD (daN)



- Indicative value of force required to reach minimum height at atmospheric pressure : 20 daN
- Maximum pressure : 8 bar
- The datas presented on this document are liable to evolution and don't constitute a commitment from DUNLOP AIRSPRINGS (see page 5-7).

**BELLOWS 2¾" x 1 ALUMINIUM**

**FOR USE AS A PNEUMATIC ACTUATOR**

CHARACTERISTICS IN STATIC CONDITION				
HEIGHT (mm)	LOAD (daN)			
	Pressure 2 bar	Pressure 4 bar	Pressure 6 bar	Pressure 8 bar
50	96	178	260	343
55	76	146	216	286
60	58	116	173	231
65	42	87	132	177
70	28	60	92	125

ANGULAR CAPABILITY

OUT OF ALIGNMENT

FOR USE WITH AN ANGULAR OR WITH AN OUT OF ALIGNMENT, PLEASE CONTACT OUR TECHNICAL SALES DEPARTMENT.

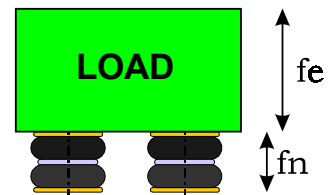
- Airsprings must not be pressurised unless they are restricted by an outside frame or by a suitable load.
  - Strokes must be limited by the direct use of bump stops or external stops.
  - When stacking airsprings, special cares must be taken to ensure the airsprings are guided and fixed.
  - An Airspring is a single acting air actuator and must not be used below atmospheric pressure.
  - Please check the over-pressure in case of quick compression.
- The datas presented on this document are liable to evolution and don't constitute a commitment from DUNLOP AIRSPRINGS (see page 5-7).

**FOR USE AS AN ISOLATOR**

DYNAMIC CHARACTERISTICS AT H= 62 mm *				
	Pressure 2 bar	Pressure 4 bar	Pressure 6 bar	Pressure 8 bar
LOAD ( daN )	50	105	155	
VOLUME ( dm³ )	0.115	0.122	0.130	
STIFFNESS ( daN/cm )	56.9	96.1	133.7	
NATURAL FREQUENCY ( Hz )	5.22	4.79	4.60	
ISOLATION RATE at 10 Hz	62.5%	70.3%	73.1%	

- Isolation rate is given by the formula :

$$I = 1 - \frac{1}{\left(\frac{f_e}{f_n}\right)^2 - 1}$$



fe = Exciting frequency (Hz)  
fn = Airspring natural frequency (Hz)

\* Recommended height for better isolation.